

Welcome to Philippine Visa Application Portal

Country of Citizenship *

Submit →

On the **Welcome Page**,
select your country of
citizenship.

Welcome to Philippine Visa Application Portal

Country of Citizenship *

Japan

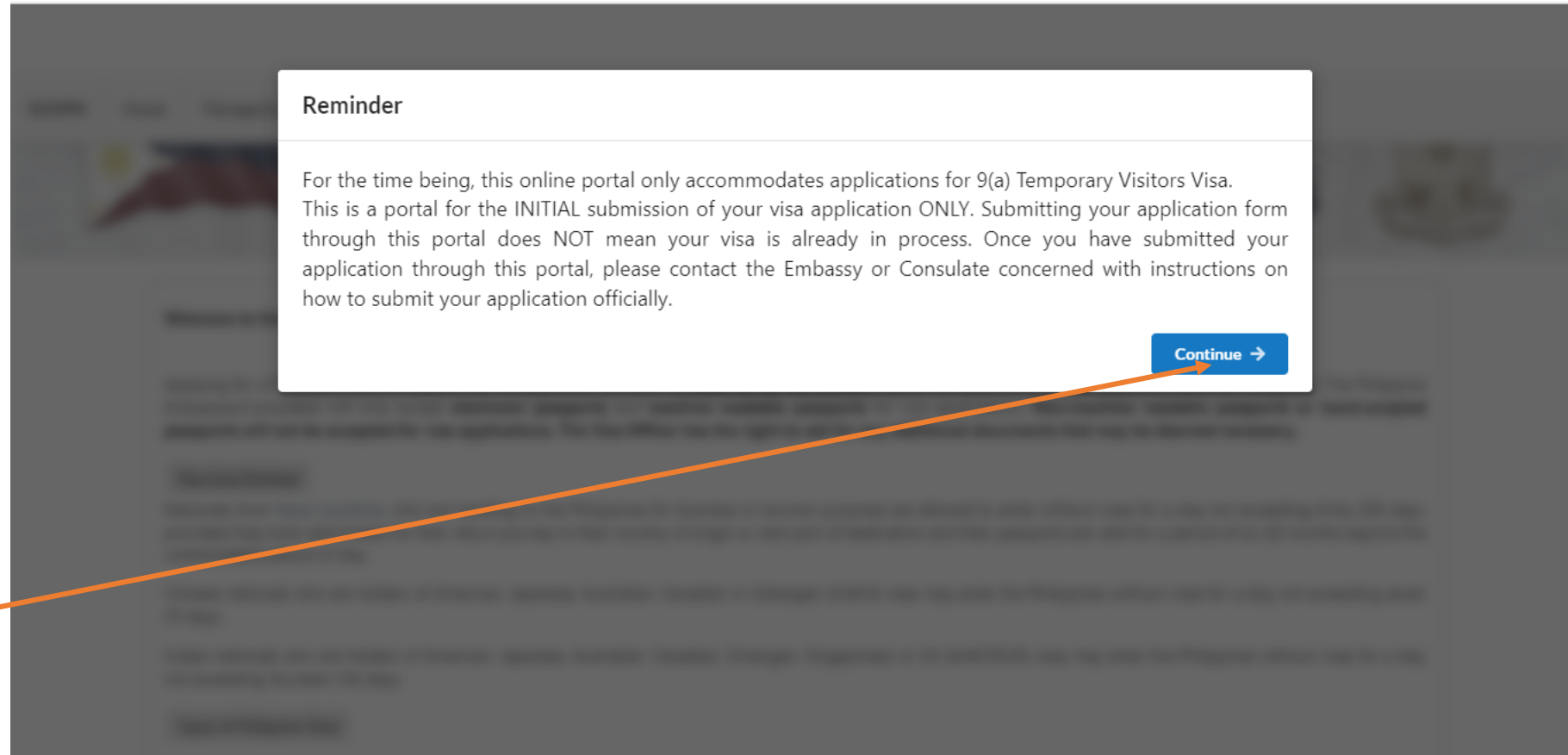
Submit →

After selecting your
citizenship, click
SUBMIT.

Only 9a visa applications are accepted through the online visa portal.

Those applying for other visa types (*e.g.*, 9e, 9c, 9g, 47a2) will continue to use the paper application form (F.A. Form No. 2).

Click **CONTINUE** once you have read the reminder



Once you are directed to this page, **scroll down until the end.**

For the latest and applicable visa requirements and immigration guidelines, kindly **check the Embassy website.**

GOVPH Home Manage Existing Application



VISA REPUBLIKA NG PILIPINAS
REPUBLIC OF THE PHILIPPINES



Welcome to the Philippine Visa Online Portal.

Applying for a Philippine visa will require that the applicant's passport be **valid for six (6) months** beyond the applicant's date of departure from the Philippines. The Philippine Embassies/Consulates will only accept **electronic passports** and **machine readable passports** for visa applications. **Non-machine readable passports or hand-scripted passports will not be accepted for visa applications. The Visa Officer has the right to ask for any additional documents that may be deemed necessary.**

Visa-Free Privilege

Nationals from [these countries](#), who are traveling to the Philippines for business or tourism purposes are allowed to enter without visas for a stay not exceeding thirty (30) days, provided they hold valid tickets for their return journey to their country of origin or next port of destination and their passports are valid for a period of six (6) months beyond the contemplated period of stay.

Chinese nationals who are holders of American, Japanese, Australian, Canadian or Schengen (AJACS) visas may enter the Philippines without visas for a stay not exceeding seven (7) days.

Indian nationals who are holders of American, Japanese, Australian, Canadian, Schengen, Singaporean or UK (AJACSSUK) visas may enter the Philippines without visas for a stay not exceeding fourteen (14) days.

Types of Philippine Visas



GOVPH Home Manage Existing Application

1. Quota Immigrant Visa – for foreign nationals who opt to reside permanently in the Philippines

2. Non-Quota Immigrant Visas

A. 13(a) Visa – for wife or husband or unmarried minor children of Philippine Citizen.
B. 13(b) Visa – for child of foreign parents born during temporary visit abroad of permanent resident mother.
C. 13(c) Visa – for child born subsequent to the issuance of immigrant visa to accompanying parent.
D. 13(e) Visa – for returning permanent resident foreigners
E. 13(g) Visa – for returning natural-born Filipinos who were naturalized as citizens of foreign countries.

Minimum Requirements for Immigrant Visas:

- Official birth certificate or baptismal certificate;
- Police Clearance;
- Medical examination report/chest X-Ray film;
- Evidence of financial support;
- Valid passport;
- Documentary proofs of his/her former Philippine citizenship and his present foreign citizenship (**for 13(g) visa applicants only**); and
- Such other secondary evidence of citizenship and admissibility into the Philippines as may be required.

This site is best viewed in Chrome v92 and above Chrome Mobile v90 and above Edge v89 and above Firefox v88 and above Firefox mobile v87 and above Safari v14 and above Safari Mobile v14.0-14.4 and above.

[APPLY FOR INDIVIDUAL VISA](#)

Click **APPLY FOR INDIVIDUAL VISA.**



Under **Visa Type**, if you are entering for business purposes, select **BUSINESS**.

If you are entering as spouse/parent of a Filipino national, select **TOURIST**.

Under **Entry Type**, only single-entry visas are issued at this time. Select **SINGLE ENTRY**.

Under **Country of Application**, select **JAPAN**, and under **Embassy/Consulate**, select **PE TOKYO** if you are applying in Tokyo.

GOVPH Home Manage Existing Application

Fields with asterisks(*) are required

Visa Type * Business
Entry Type * Single Entry
Country of Application * Japan
ApplicationType REGULAR

Embassy/Consulate * PE TOKYO
Email * ken_saito@gmail.com
Confirm Email * ken_saito@gmail.com

For Multiple Entry Visas, the 6-month or 1-year period refers to the visa's validity (i.e. when you can use the visa to enter the Philippines), not the length of stay (i.e. how long you can stay in the Philippines once you have entered). Length of stay will be indicated in your visa and will be determined by the Visa Officer.

Next →

Make sure to use a **valid email address**.

Click **NEXT**.



REPUBLIC OF THE PHILIPPINES
DEPARTMENT OF FOREIGN AFFAIRS
APPLICATION FOR NON-IMMIGRANT VISA TO THE PHILIPPINES



Upload Photo

Click **UPLOAD PHOTO**.

FILL-IN BLANKS (TO BE ACCOMPLISHED IN ENGLISH) FILL IN BLANKS IN ENGLISH BLOCK LETTERS.
FOR ALL THAT ARE NOT APPLICABLE, PLEASE INDICATE "N/A".

Surname *		Given Name *	
<input type="text"/>		<input type="text"/>	
Place of Birth *	Date of Birth *	Age *	Country of Citizenship *
<input type="text"/>	<input type="text" value="yyyy/mm/dd"/>	<input type="text" value="0"/>	<input type="text" value="Japan"/>
Sex *	Contact Number *		
<input type="text"/>	<input type="text"/>		




Make sure to read the photo requirements. Photos not according to specifications will not be accepted.

Click **SELECT FILE**.

GOVPH Home Manage Existing Application

Select a Photo



Default Profile Image

→ アイルの選択 ファイルが選択されていません

Philippine Visa Photo Requirements

- Plain white or off-white background
- Neutral facial expression (no smiling) and both eyes open
- No eyeglasses, earrings, necklace, hat or any head covering the hair or hairline
- Taken full-face view directly facing the camera
- Image pixel dimensions must be in a square aspect ratio (meaning the height must be equal to the width). Minimum acceptable dimensions are 600 pixels (width) x 600 pixels (height). Maximum acceptable dimensions are 1200 pixels (width) x 1200 pixels (height).
- The top of the head, including the hair, to the bottom of the chin must be between 50% and 69% of the image's total height. The eye height (measured from the bottom of the image to the level of the eyes) should be between 56% and 69% of the image's height.

Sex * Contact Number *


The uploaded photo will appear once successful.

Click **UPLOAD IMAGE**.

GOVPH Home Manage Existing Application

Select a Photo

Default Profile Image



ファイルの選択 OVAS_1.png

Philippine Visa Photo Requirements

- Plain white or off-white background
- Neutral facial expression (no smiling) and both eyes open
- No eyeglasses, earrings, necklace, hat or any head covering the hair or hairline
- Taken full-face view directly facing the camera
- Image pixel dimensions must be in a square aspect ratio (meaning the height must be equal to the width). Minimum acceptable dimensions are 600 pixels (width) x 600 pixels (height). Maximum acceptable dimensions are 1200 pixels (width) x 1200 pixels (height).
- The top of the head, including the hair, to the bottom of the chin must be between 50% and 69% of the image's total height. The eye height (measured from the bottom of the image to the level of the eyes) should be between 56% and 69% of the image's height.

Upload Image

yyyy/mm/dd 0 Japan

Sex* Contact Number*



REPUBLIC OF THE PHILIPPINES
DEPARTMENT OF FOREIGN AFFAIRS
APPLICATION FOR NON-IMMIGRANT VISA TO THE PHILIPPINES



Change Photo

FILL-IN BLANKS (TO BE ACCOMPLISHED IN ENGLISH) FILL IN BLANKS IN ENGLISH BLOCK LETTERS.
FOR ALL THAT ARE NOT APPLICABLE, PLEASE INDICATE "N/A".

Surname *

Given Name *

Place of Birth *

Date of Birth *

Age *

Country of Citizenship *

Sex *

Contact Number *

The successfully uploaded photo will appear on the application form.

Fill-out the application form as applicable.

Make sure to **use all BLOCK/CAPITAL** letters.

GOVPH Home Manage Existing Application

Surname * SAITO **Given Name *** KEN

Place of Birth * TOKYO, JAPAN **Date of Birth *** 1990/08/20 **Age *** 31 **Country of Citizenship *** Japan

Sex * Male **Contact Number *** 08073349688

Applicant Address

Room/House No. * 303 **Street *** 1-43-1 **Town *** SHIROKANE **Province *** TOKYO **Postal Code *** 1080072

Occupation * Employed **Place of Employment *** TOKYO TOWER, INC **Address *** TOKYO TOWER **Contact No. *** 0364562523

Father's Name * HIROKI SAITO **Mother's Name *** YUMI SAITO **Civil Status *** Single

Please indicate when not applicable or N/A

Fill-out the application form as applicable.

Make sure to **use all BLOCK/CAPITAL** letters.

GOVPH Home Manage Existing Application

Passport/Travel Document no. * PO989878787 **Date Issue *** 2021/10/23 **Valid Until *** 2031/10/22 **Issued by *** Japan

National ID No. **Port of Entry (City) *** MANILA **Length of Stay (Days) *** 14

Destination after the Philippines * JAPAN

Do you have a sponsor in the Philippines?
 Yes No

Have you ever been issued a Philippine visa?
 Yes No

Documents submitted in support of application

<input checked="" type="checkbox"/> Valid Passport/Travel Document	<input type="checkbox"/> Household Registry	<input type="checkbox"/> Financial proof
<input type="checkbox"/> National ID	<input checked="" type="checkbox"/> Air Ticket	
<input checked="" type="checkbox"/> Invitation Letter	<input checked="" type="checkbox"/> Others (specify)	



Fill-out the application form as applicable.

Make sure to **use all BLOCK/CAPITAL** letters.

GOVPH Home Manage Existing Application

1. Were you ever refused any kind of Philippine visa before and denied admission into or deported from the Philippines? If yes, state the circumstances.

Yes No

2. Have you ever been arrested or convicted for any offense or crime, even though subject of a pardon, amnesty or other legal action? If yes, state the circumstances.

Yes No

3. Have you ever been afflicted with a communicable or mental disease of public health significance, dangerous physical or mental disorder, or been a drug abuser or addict? If yes, state the circumstances.

Yes No

4. Have you ever served in the military or served as a Foreign Agent? If yes, state the circumstances.

Yes No

5. Have you previously worked or do you intend to work in the Philippines? If yes, state the circumstances.

Yes No

I understand that I may only enter the Philippines at the Port of Entry designated by the Philippine Immigration Authorities and under the condition imposed by those authorities.

I solemnly swear that the foregoing statements are true to the best of my knowledge.



GOVPH Home Manage Existing Application

3. Have you ever been afflicted with a communicable or mental disease of public health significance, dangerous physical or mental disorder, or been a drug abuser or addict? If yes, state the circumstances.

Yes No

4. Have you ever served in the military or served as a Foreign Agent? If yes, state the circumstances.

Yes No

5. Have you previously worked or do you intend to work in the Philippines? If yes, state the circumstances.

Yes No

I understand that I may only enter the Philippines at the Port of Entry designated by the Philippine Immigration Authorities and under the condition imposed by those authorities.

I solemnly swear that the foregoing statements are true to the best of my knowledge.

REMINDERS:

1. Applicants must comply with requirements and must extend courtesy to Embassy/Consulate personnel.
2. Visa is a privilege, not a right. Visa issuance does not guarantee entry to the Philippines.

[Save and Download Application](#) →

Once you have filled-out the application form, click **SAVE AND DOWNLOAD APPLICATION.**

The application may still be edited once saved by clicking **MANAGE EXISTING APPLICATION**.

Click **YES** if you wish to proceed with saving and downloading your application.

GOVPH Home **Manage Existing Application**

3. Have you ever been afflicted with a communicable or mental disease of public health significance, dangerous physical or mental disorder, or been a drug abuser or addict? If yes, state the circumstances.

Yes No

4. Have you ever served in the military or served as a...

Yes No

5. Have you previously worked or do you intend to work...

Yes No

I understand that I may only enter the Philippines at the discretion of the Bureau of Immigration and under the condition imposed by those authorities.

I solemnly swear that the foregoing statements are true and correct.

REMINDERS:

1. Applicants must comply with requirements and must extend courtesy to Embassy/Consulate personnel.
2. Visa is a privilege, not a right. Visa issuance does not guarantee entry to the Philippines.

Are you sure?
All information you entered is correct

Save and Download Application →



GOVPH

Home


Manage Existing Application

Please Upload Required Files to Continue

The Visa Officer has the right to ask for any additional documents that may be deemed necessary.

Application Form


File type must be jpeg, png or pdf only.

 Upload Signed Application Form

[Download Application Form Here](#)

Passport Data Page

File type must be jpeg, png or pdf only.

 Upload Scanned Passport Data Page

Submit Application

Click **DOWNLOAD APPLICATION FORM** **HERE** to download your accomplished application form.

Print and sign on the downloaded application form.



GOVPH

Home


Manage Existing Application

Please Upload Required Files to Continue

The Visa Officer has the right to ask for any additional documents that may be deemed necessary.

Application Form


File type must be jpeg, png or pdf only.

 Upload Signed Application Form

[Download Application Form Here](#)

Passport Data Page

File type must be jpeg, png or pdf only.

 Upload Scanned Passport Data Page

Submit Application

Click **UPLOAD SIGNED APPLICATION FORM** to upload your signed application form.

Please do not forget to sign on the application form.

Select the file for your application form and click **UPLOAD APPLICATION FORM.**

GOVPH Home Manage Existing Application

Please Upload Required Files to Continue

The Visa Officer has the right to ask for any additional documents that may be deemed necessary.

Application Form
File type must be jpeg, png or pdf only.

Change Upload

ファイルの選択 11111416382506501 (1).pdf

Upload Application Form


Passport Data Page
File type must be jpeg, png or pdf only.

Upload Scanned Passport Data Page



Application Form
File type must be jpeg, png or pdf only.

[Change Uploaded Application Form](#)

 [Download Application Form Here](#)

Once successful, the file icon will appear under **Application Form**.

Next, select **UPLOAD SCANNED PASSPORT DATA PAGE**.

Passport Data Page
File type must be jpeg, png or pdf only.

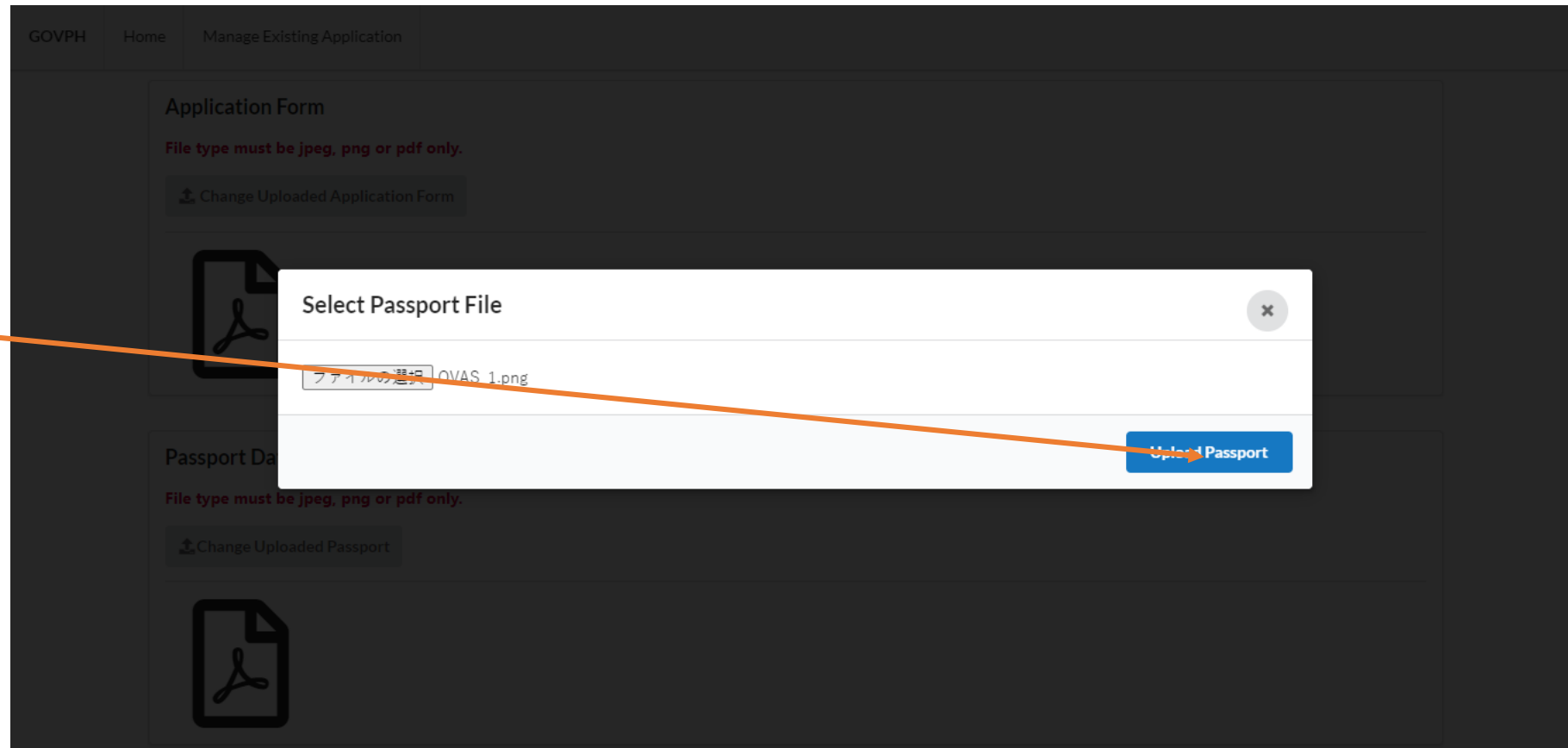
[Upload Scanned Passport Data Page](#)

[Submit Application](#)



Select the file for your passport data page and click **UPLOAD PASSPORT.**

Make sure to upload only the passport data page (*i.e., passport page where personal details are encoded*).



GOVPH Home Manage Existing Application

Application Form
File type must be jpeg, png or pdf only.
Change Uploaded Application Form

Passport Data
File type must be jpeg, png or pdf only.
Change Uploaded Passport

Select Passport File

OVAS 1.png

Upload Passport




Once successful, the file icon will appear under **Passport Data Page**.

REMINDER: Once you click **submit application**, you can no longer edit the application form. You will have to make another application if you make a mistake on your submitted application form.

GOVPH Home Manage Existing Application


Change Uploaded Application Form

 [Download Application Form Here](#)

Passport Data Page

File type must be jpeg, png or pdf only.

Change Uploaded Passport



Submit Application

Once completed, click **SUBMIT APPLICATION**.



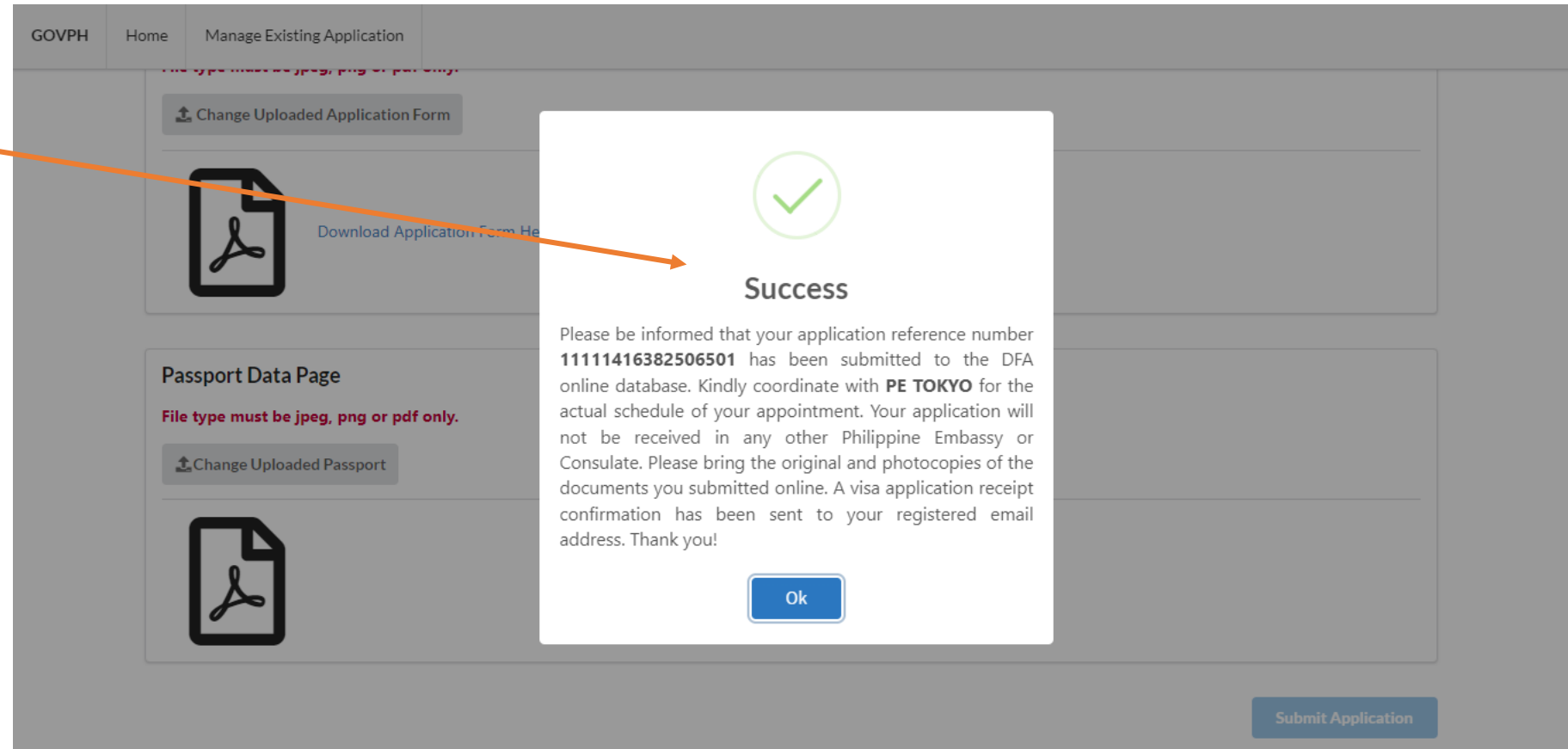
Once you have confirmed that all the information you have entered are correct, click **YES**.

The screenshot shows a web interface for managing a visa application. At the top, there are navigation tabs: "GOVPH", "Home", and "Manage Existing Application". Below the tabs, there are sections for uploading and downloading application forms and passport data pages. A modal dialog box is displayed in the center, featuring an orange exclamation mark icon and the text "Are you sure?" followed by "All information you entered is correct". At the bottom of the dialog are two buttons: "Yes" (blue) and "Cancel" (red). An orange arrow points from the "Yes" button to the text box on the left. In the bottom right corner of the page, there is a "Submit Application" button.

A confirmation notice will appear with your **application reference number (ARN)**.

You will also receive an e-mail confirmation.


REMINDER: For those applying at the Philippine Embassy in Tokyo (PE Tokyo), kindly **email your complete documents to visa@philembassy.net** for pre-evaluation, after which you will be informed of mailing and payment procedures.






This is a **sample of the application form** automatically generated by the system, which you are required to **download, print, sign, and re-upload** to complete your online visa application.

1 / 1 Q - + 🔍 🗨️ | 📄 ページ表示 | 🔊 音声で読み上げる | 📄 手描き | 🔍 強調表示 | 🗑️ 消去 | 📄 📄 📄 📄 📄




Republic of the Philippines
Foreign Service of the Philippines
PE TOKYO
APPLICATION FOR NON-IMMIGRANT VISA TO THE PHILIPPINES

Surname: SAITO		Given Name: KEN	
Place of Birth: TOKYO JAPAN	Date of Birth: 1990-08-20	Age: 31	Sex: Male
Applicant's address: 303 1431 SHIROKANE TOKYO 1080072		Contact No.: 08073349688	
Occupation: Employed	Office of Employment and Address: TOKYO TOWER INC TOKYO TOWER	Contact No.: 0364562523	
Civil Status: Single	Country of Citizenship: Japan		
Passport/Travel Document no.: P0989878787	Date of Issue: 2021-10-23	Valid Until: 2031-10-22	
Port of Entry: MANILA	Length of Stay: 14	Visa Type: Business	
Destination after the Philippines: JAPAN			
Documents submitted in support of application : Passport, Air Ticket, Invitation Letter, Others DFA Invitation Letter			
1. Do you have sponsor/reference in the Philippines? If yes fill out below. No			
2. Were you ever refused any kind of Philippine visa before and denied admission into or deported from the Philippines? If yes, state the circumstances. No			
3. Have you ever been arrested or convicted for any offense or crime, even though subject of a pardon, amnesty, or other legal action? If yes, state the circumstances. No			
4. Have you ever been afflicted with a communicable disease of public health significance, dangerous physical or mental disorder, or been a drug abuser or addict? If yes, state the circumstances. No			
5. Have you ever served in the military or acted as a Foreign Agent? If yes, state the circumstances. No			
6. Have you previously worked or do you intend to work in the Philippines? If yes, state the circumstances. No			
I understand that I may only enter the Philippines at the Port of Entry designated by the Philippine Immigration Authorities and under the condition imposed by those authorities. I solemnly swear that the foregoing statements are true to the best of my knowledge.			
REMINDEERS: <ul style="list-style-type: none"> Applicants must comply with all requirements. Unruly or rude behavior may result to visa denial. Visa is a privilege, not a right. Visa issuance does not guarantee entry to the Philippines. 		KEN SAITO APPLICANT'S SIGNATURE	



This is a sample of the e-mail confirmation you will receive.

REMINDER: For those applying at the Philippine Embassy in Tokyo (PE Tokyo), kindly **email your complete documents to visa@philembassy.net** for pre-evaluation, after which you will be informed of mailing and payment procedures.

